

BADGER AIR-BRUSH CO.



Thayer & Chandler

THE LEADING NAMES IN AIRBRUSHING FOR THE LAST AND NEXT 100 YEARS

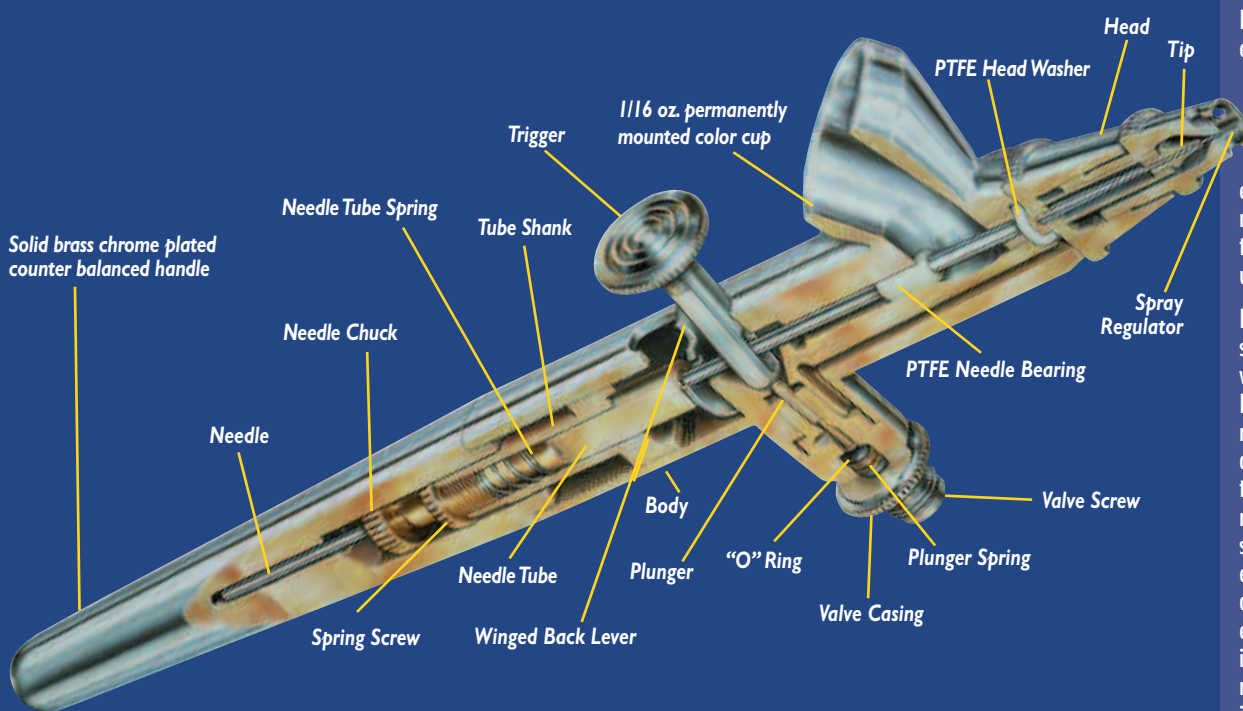
Imagine

ENVISION

Create

Realize





Before choosing an airbrush, consider the factors unique to your particular situation. What type of work will the airbrush be used for? What type of materials will be sprayed through the airbrush? What is your level of experience? etc? The list of terms, the cut-away airbrush diagram, and the reference chart will help you select the best airbrush for your intended application. But if you have questions, you can always call us at 1 (800) AIR-BRUSH.

INTERNAL MIX indicates that air and paint mix inside the airbrush, producing a thoroughly atomized "fine dot" spray pattern.

EXTERNAL MIX indicates that air and paint mix outside the airbrush producing a larger, coarser spray pattern than internal mix airbrushes.

DUAL ACTION refers to airbrushes on which the trigger controls both air and color (down for air, back for color). This style airbrush allows for varying line widths while spraying.

SINGLE ACTION refers to airbrushes on which the trigger controls only the air flow. The amount of fluid is regulated by turning the needle adjustment screw. When the trigger is depressed, a pre-set amount of fluid is sprayed.

GRAVITY FEED refers to airbrushes with top-mounted color cups in which gravity draws paint into the airbrush. Less air pressure (as low as 8-16 PSI) is required to operate this type of airbrush.

BOTTOM FEED refers to airbrushes on which paint enters through a siphon tube or color cup attached to the bottom of the airbrush. This type of airbrush requires at least 20-30 PSI to operate properly.

SIDE FEED refers to airbrushes on which a small color cup fits into the side of the airbrush. This type of airbrush requires at least 20 PSI to operate.

Airbrushes are available in varying needle/nozzle configurations accommodating a range of sprayable materials.

Fine: Best suited to spray thinner materials such as water colors, inks, dyes, food coloring and gouache.

Medium: The most popular choice; will spray airbrush ready paints, such as Badger's Air-Opaque, Air-Tex, Modelflex, Freakflex, Nail Flair, and other properly reduced acrylics.

Heavy: Ideal for heavily pigmented and/or higher viscosity materials such as enamels, lacquers, reduced glazes, gesso, and varnish.

Determining what size needle or spray regulator you have. Badger marks the needles and spray regulators as follows:

Needles (Blunt End):	Spray Regulator:
Fine—No lines or one line	Fine—Stamped with XF or F
Medium—Two lines	Medium—Stamped with IL or Blank
Heavy—Three lines	Heavy—Stamped with HD or L

Note: When reducing mediums to sprayable viscosity, the recommended consistency is comparable to 2% milk.

Badger Air-Brush Co. has embraced the philosophies of high quality, good value, and superior service since our inception nearly forty years ago. From the people we employ to the products we manufacture, Badger's dedication to excellence and quality is unmatched.

Every Badger product, at every stage of production, is created with pride and dedication. Each Badger airbrush component is machined to exacting standards, assembled carefully by hand and then tested in use to assure that it not only meets our high standards, but exceeds your expectations. Our research and development teams consistently experiment with new product ideas and designs in order to meet the changing needs and interests of airbrushers of all levels for every purpose.

Furthermore, our commitment to quality and innovation extends beyond the sale of an airbrush. As we have grown, we have established an extensive customer service/dealer network which can promptly provide supplies and replacement parts. In addition, Badger has developed a network of airbrush consultants that continually provide us with feedback from the end user's perspective. This consultant network also enables Badger to excel as an education and trouble shooting resource for airbrushers of all skill levels. The conscientious manner in which we stand behind our product and the high level of support we offer BADGER airbrush users (and airbrushers in general) are part of what distinguishes BADGER from other airbrush manufacturers.

As a result we approach the coming century confident in our people, products and philosophy. However, Badger Air-Brush Co. is not content to rest on the past achievements that have made us the leading manufacturer of airbrushes in the world. You can count on Badger to continue to push the envelope, through innovative new products, advanced airbrush technology and design, more accessible airbrush education, superior service... and a relentless desire to meet your air brushing needs... to become and remain your airbrush of choice.

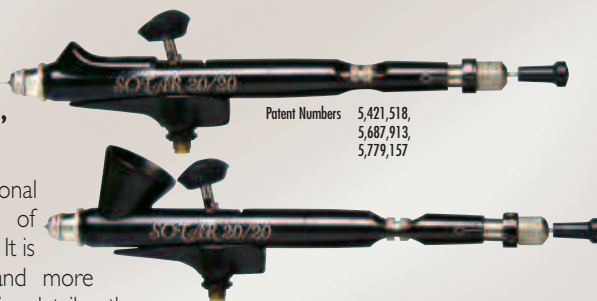
BADGER INDEX

● Sotar, Model 2020	2	● Model 3155	3
● Universal Model 360	2	● Model 400	7
● Anthem, Model 155	3	● Omni Detail Airbrushes	8
● Crescendo, Model 175	3	● Vega Detail Airbrushes	9
● Model 100 Series	4	● Omni & Vega Sets	9
● Model 150 Series	5	● Airbrush Sets	10-12
● Model 200	5	● Airbrush Easy™ Accessories	13-16
● Model 350	6	● Compressors	17-18
● Model 250	6	● Paints	19-23
● Model 260	7	● Gallery	24-25

SOTAR® 20/20®

GRAVITY FEED, DUAL ACTION, INTERNAL MIX

The 20/20® provides the professional illustrator with an airbrush capable of producing the ultimate in fine line detail. It is more precise, more comfortable, and more reliable than any competitor. When fine line detail or the finest paint atomization for a "soft" spray pattern is required, SOTAR® is the only choice. Finely pigmented properly reduced paints, water colors, inks, dyes, and low viscosity acrylics can be sprayed with the 20/20®. The elongated body maintains an efficient distance between trigger and paint reservoir. The trigger and back lever assemble easily thanks to our innovative "track and winged" design.



Patent Numbers 5,421,518,
5,687,913,
5,779,157



Illustration by: Peter Stallard

MODEL 2020-1

The original design 20/20® with small paint reservoir is perfect for intricate detail work requiring minimal paint usage.

MODEL 2020-2

The 20/20® with mounted 1/12 oz. color cup allows for extended use before having to add color.

Fine (Black)–"Hair" line to 3/4" (19mm) spray pattern.

Medium (White)–Pen line to 1" (25mm) spray pattern.

Large (Clear)–Pencil line to 1-1/4" (31mm) spray pattern.


Illustration by:
Mark A. Fredrickson



UNIVERSAL® 360™

DUAL (GRAVITY/BOTTOM) FEED, DUAL ACTION, INTERNAL MIX

The Universal® Model 360 is the only airbrush capable of performing in a gravity feed as well as a bottom feed mode. Never before has one airbrush provided so much versatility. **It is two airbrushes in one.**



Patent Numbers 5,366,158,
5,779,157

FEATURES

- * 360° front end rotation to allow for either gravity or bottom feed usage
- * Single nozzle/needle sprays from pencil lines to 3" (76mm) spray pattern
- * Single size nozzle/needle design for spraying all materials, acrylics to watercolors, inks to lacquers, Air-Opaque™, Air-TEX®, MODELflex®, Totally Tattoo® and Totally Tan™ airbrush paints
- * Easy access needle assembly
- * Finger tight assembly tolerances
- * Correct weight apportionment balance system
- * Ultra comfort, ergonomically correct trigger cushion
- * Lifetime warranty on labor, rotational seal and PTFE seals
- * Fine replacement parts now available
- * For sets see page 10

Illustration by: Dru Blair



ANTHEM® 155®

DUAL ACTION, INTERNAL MIX, SIPHON (BOTTOM) FEED




The Anthem®, Model 155, is the most comfortable, reliable, proficient, cost effective, user friendly airbrush ever. The two angle needle tip precisely mates with the Anthem's cone shaped nozzle enabling a single needle/nozzle configuration to spray virtually any desired material, thus eliminating the need for fine,

medium, or large needle/nozzle variations. The Anthem's body design provides exacting balance and long term user comfort. The Anthem® also provides flawless performance in the most rigorous of production airbrushing environments.

FEATURES

- * Single needle/nozzle for spraying all mediums, inks, dyes, watercolors, acrylics, enamels, lacquers, glazes, latex, Air-Opaque™, Air-TeX®, MODELflex® Totally Tattoo® and Totally Tan™ colors
- * Single needle/nozzle sprays pencil lines to 3" (76mm) spray pattern
- * Minimal spare parts to stock
- * Easy maintenance and cleaning
- * Fastest needle release on the market
- * Finger tight assembly tolerances
- * Excellent for multiple applications for novice to advanced airbrushers
- * Comes with a comfortable, adjustable trigger cushion
- * Lifetime warranty on labor and PTFE seals
- * Fine replacement parts now available
- * For sets see page 10

Acrylic on canvas by: Michael Gumbert



HYBRID™ 3155™

DUAL ACTION, INTERNAL MIX, SIPHON (BOTTOM) FEED



The Model 3155 Hybrid™ is a superior quality-precision crafted airbrush. The Hybrid™ is possibly the most distinctive airbrush available, suitable for many detail-oriented applications including automotive graphics, sign painting, model painting, fine art and illustration, fabric painting, taxidermy, and a wide variety of decorative painting applications requiring a finer spray pattern. The Hybrid™ has a single-size paint tip, spray regulator, and customized needle that work with any properly reduced medium including acrylics, gouache, inks and dyes, enamels, lacquers, stains, etc. The Hybrid™ performs especially well with Badger Air-Opaque™, Air-TeX®, MODELflex® Totally Tattoo® and Totally Tan™ paints.

- * Excellent choice for applications requiring finer detail
- * Single fine needle/nozzle sprays hairline to 2"
- * Adjustable trigger tension
- * Color cup and one-piece jar adaptor taper-fit for quick color change
- * Can be used with a 1/4 oz. (7ml) free-standing color cup, 3/4 oz. (22ml), 2 oz. (60ml) or 3 oz. (90 ml) paint jars
- * Self-lubricating PTFE needle bearing enables continuous proper paint flow and prevents needle wear
- * Single fine needle/nozzle designed to spray a variety of properly reduced mediums, acrylics, enamels, lacquers, inks, dyes, watercolors, Air-Opaque™, Air-TeX® and MODELflex® colors
- * Easy maintenance and cleaning; minimal spare parts to stock
- * Needle releases without removing airbrush handle
- * No tools required to change tips and head; finger tight assembly tolerances
- * Ergonomically balanced for comfortable use
- * Lifetime warranty on labor and PTFE seals
- * For sets see page 10



CRESCENDO® 175®

DUAL ACTION, INTERNAL MIX, SIPHON (BOTTOM) FEED




The Crescendo®, Model 175, is the airbrush designed by professionals for professional production airbrushing. This durable, versatile airbrush works continuously with precision and efficiency. Spray regulators and tips change easily for greater flexibility on the fly. Snap-off handle allows for quick needle changes and cleaning. T-Shirt artists, fine artists, fabric designers, custom automotive painters, model painters, and taxidermists use the Crescendo®. It sprays properly reduced acrylics, enamels, lacquers, gouaches, fabric colors, inks, dyes, ceramic colors and glazes, watercolors, Air-Opaque™, Air-TeX®, MODELflex® Totally Tattoo® and Totally Tan™ airbrush colors.

FEATURES

- * Usable with 1/4oz. (7ml) free-standing color cup, 3/4oz. (22ml), 2oz. (60ml), or 3oz. (90ml) paint jars
- * Self-lubricating PTFE needle bearing enables continuous proper paint flow
- * Winged back lever design for easy reassembly and smooth trigger control
- * One-piece, non-slip, trigger with ergo-comfort trigger cushion
- * Easy maintenance and cleaning
- * Snap-off handle for quick needle changes and cleaning
- * Easy change tips and head assemblies...no tools required
- * Fine (F) - spray width ranges from pencil line to 2" (51mm spray pattern)
- * Medium (M) - 1/32" (0.8mm) to 2 1/2" (63mm spray pattern)
- * Heavy (H) - 1/16" (1.5mm) to 3" (76mm spray pattern)
- * Lifetime warranty on labor and PTFE seals
- * For sets see page 10

Radio control truck by: Steve Koepf of Parma International



BADGER® 100®

DUAL ACTION, INTERNAL MIX SERIES

Badger's 100 Series professional airbrushes offer a variety of styles - gravity feed, slotted gravity feed, and side feed - to satisfy every professional's needs. Each of these exceptional airbrushes offers precision performance for a soft spray pattern and tight line detail. The 100 Series features correctly proportioned body weight providing perfect balance and comfort for the most exacting professional applications.

MODEL 100 LG GRAVITY FEED

This airbrush runs the gamut from fine detail to background coverage. A 1/3oz. (10.5ml) permanently mounted color cup lets you get close to your work, and allows easy cleaning and color changing. The long-standing choice of fine artists, illustrators, and decorative painters. (Available as Fine, Medium and/or Heavy).

MODEL 100 G GRAVITY FEED

This airbrush is designed for detail. It features a permanent, top-mounted 1/16oz. (2ml) color cup angled to allow work on horizontal surfaces. Perfect for fine artists, illustrators, and cake decorators. (Available in Fine and/or Medium.) (100GB for continuous flow, single action bakery airbrush)

MODEL 100 SG GRAVITY FEED

For extremely fine precision work, the 100 SG has a built-in fluid cavity. It's the choice of professional fingernail artists. (Available as Fine and/or Medium).

MODEL 100 SIDE FEED



A traditional photo retoucher's airbrush, the 100 side feed has a rotational color cup for horizontal or vertical work. Fine artists, photo retouchers, and illustrators will find this model to be efficient. (Available in left or right hand models with Fine and/or Medium nozzles/needles).

FEATURES

- * Self-lubricating PTFE needle bearing enables continuous proper paint flow and prevents needle wear
- * Non-slip, one-piece trigger
- * PTFE head seal assures efficient air flow
- * Winged back lever design for easy reassembly and smooth trigger control
- * Fine (F) - pencil line to 2" (51mm) spray pattern
- * Medium (M) - 1/32" (0.8mm) to 2 1/2" (63mm) spray pattern
- * Heavy (H) - 1/16" (1.5mm) to 3" (76mm) spray pattern
- * For sets see page 10

The Model 100 Series sprays properly reduced acrylics and pre-reduced materials such as inks, dyes, watercolors, gouaches, Air-Opaque™, Air-TeX® and MODELflex® airbrush colors.

Food coloring on cake
by: Julia Gawron



Nail Flair on acrylic nails by:
Sandy Bedford, BA Institute



Before Mac

After Mac

Weathering by: Mac McCalla



BADGER® 150®


DUAL ACTION, INTERNAL MIX, SIPHON (BOTTOM) FEED



The versatility of the 150® allows for a broad range of applications, making it the "classic" airbrush in the Badger line. The 150® accepts a 3/4 oz. color cup for small volume painting needs, or three larger sized jars can be used for bigger jobs. Used by everyone from artists to taxidermists and auto customizers to furniture refinishers, this airbrush sprays properly reduced acrylics, acrylic enamels and lacquers, gouaches, fabric colors, water colors, inks, dyes, Air-Opaque™, Air-Tex®, MODELflex®, Totally Tattoo® and Totally Tan™ airbrush colors. (Available as Fine, Medium and/or Heavy).

FEATURES

- * Choose 1/4oz. (7ml) free-standing color cup, 3/4oz. (22ml), 2oz. (60ml), or 3oz. (90ml) paint jars
- * Color cup and one-piece jar adaptor taper-fit for quick color changing
- * Self-lubricating PTFE needle bearing enables continuous proper paint flow and prevents needle wear
- * PTFE head seal assures efficient air flow
- * Winged back lever design and one piece, non-slip trigger for easy reassembly and smooth control
- * Fine (F) - pencil line to 2" (51mm) spray pattern
- * Medium (M) - 1/32" (0.8mm) to 2 1/2" (63mm) spray pattern
- * Heavy (H) - from 1/16" (1.5mm) to 3" (76mm) spray pattern
- * For sets see page 10



FREAKFlex® on vinyl resin by: Tom Gilliland

BADGER® 200®

SINGLE ACTION, INTERNAL MIX SERIES



Badger's 200® Series offers the ease of single action operation while providing the fine spray pattern of internal mix paint atomization for professional results. Depressing the trigger releases a pre-set amount of color which can be regulated by turning a needle adjustment screw at the back of the airbrush handle. Once the desired paint flow is set the airbrush will maintain the preset spray pattern until the user chooses to change it.

MODEL 200 BOTTOM FEED AIRBRUSH

Simplicity of use makes this the top choice for the advanced model painter or decorative stenciler. Also an excellent airbrush for painting posters, auto detailing and ceramics. The Model 200 will spray inks, dyes, watercolors, gouaches, properly reduced acrylics, fabric paints, modeling paints, automotive lacquers and enamels, most ceramic stains and glazes, Air-Tex®, Air-Opaque™ and MODELflex® airbrush colors. (Available in a single head design or detail design).

MODEL 200-20 DETAIL AIRBRUSH

The finest single action internal mix detail airbrush ever. The Model 200-20 is designed with the PPS paint flow adjusting system, enabling recurring accuracy in spray pattern and line control.

THE 200 GRAVITY FEED AIRBRUSH

Offers single action simplicity in a gravity feed airbrush. Allows for "close in" spraying. Excellent for model detailing and fingernail artists utilizing mini-stencils. (Available as Fine and/or Medium).

FEATURES

- * Choice of 3/4oz. (22ml), 2oz. (60ml), or 3oz. (90ml) paint jars, and 1/4oz. (7ml) free-standing color cup (Bottom feed only)
- * Color cup and one-piece jar adaptor taper-fit for quick color change (Bottom feed only)
- * Self-lubricating PTFE needle bearing enables continuous proper paint flow and prevents needle wear
- * PTFE head seal assures efficient air flow
- * Non-slip, one-piece trigger
- * Fine (F) - pencil line to 2" (51mm) spray pattern
- * Medium (M) - 1/32" (0.8mm) to 2 1/2" (63mm) spray pattern
- * For sets see page 10

Miniature models by: Jorg Sellnow



BADGER® 350®



SINGLE ACTION, EXTERNAL MIX, BOTTOM FEED

The 350® is an external mix airbrush. Air and paint mix outside the airbrush, creating a larger, coarser "dot" pattern and providing a heavier spray volume. The 350® is superb for base coating, stenciling, stipling, touch up projects, etc. An excellent choice for beginning students, hobbyists, ceramists, and automotive painters. This model sprays high viscosity materials such as ceramic glazes and stains, and hobby enamels with ease. It is also effectively used with properly reduced acrylics, inks, dyes, watercolors, acrylic lacquers, enamels, Air-Opaque™, Air-TEX® and MODELflex® airbrush colors. (Available as Fine, Medium and/or Heavy).

FEATURES

- * Choice of 3/4oz. (22ml), 2oz. (60ml), or 3oz. (90ml) paint jars, or 1/4oz. (7ml) free-standing color cup
- * Color cup and one-piece jar adaptor taper-fit for quick color changes
- * Sprays higher viscosity materials
- * Excellent for more volumous spray projects
- * Constructed of high-impact nylon
- * Solvent and chemical resistant
- * Nozzles/needles made of precision manufactured metals
- * Fine (F) - 1/8" (3mm) to 2" (51mm) spray pattern
- * Medium (M) - 1/4" (6mm) to 2" (63mm) spray pattern
- * Heavy (H) - 1/2" (12mm) to 3" (76mm) spray pattern
- * For sets see page 10



Taxidermy by: J.T. Reese

BADGER® 250®

SINGLE ACTION, EXTERNAL MIX, BOTTOM FEED

Any job requiring a simple, yet effective spray is easily completed by the Model 250 Series. The 250 is basic enough for children, (ages 8 and up) to use with minimal supervision, yet efficient enough for adult use. Hands-on inspection and testing insure Badger's high quality standards.

MODEL 250 SPRAY GUN

This gun is perfect for jobs requiring large overall coverage with medium to heavy viscosity materials. Modeling, school projects, home improvement projects, workshop jobs, ceramic underglazing, fogging, texturing and stenciling can all be handled by the Model 250. The spray pattern can be adjusted from 3/4" (19mm) to 2" (50.8mm) simply by turning the paint tip. The Model 250 uses 3/4oz. (22ml) or 2oz. (60ml) jars.



MODEL 250-4 MINI SPRAY GUN

The Model 250-4 is the same as the 250, but features a larger body shape and a 4oz. (120ml) capacity jar.

FEATURES

- * Sprays virtually any properly reduced material
- * Operates on 20 to 50 PSI. (1.4 to 3.5 bar)
- * Adaptable to compressors, CO2 tanks and aerosol propellant cans
- * 250-4 has up to 4 oz material capacity for larger jobs
- * For sets see page 10



Custom model car by: Steve Lima, Schiller Park Police Department

Glass paint on holiday ornament by: Judy Schieck

